


THE
BRICK
STORE



CT

Cladding Traditional



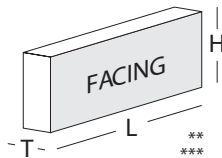
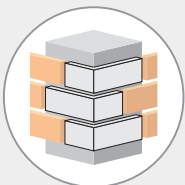
LR

LR Sood & Co

LUDHIANA

CT1

CROWN RED ORANGE



L 225 H 65 T 20 MM

Corner Consumption:

Per Running
Sq. Ft. - 5 pcs.

***Specifications:**

Weight: 0.8 Kg
Water absorption: < 14%

Coverage per sq.ft. (10mm joint):

1 sq. ft. - 5.5 pcs.
1 m2 - 60 pcs.

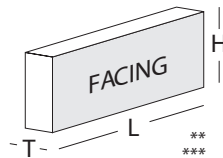
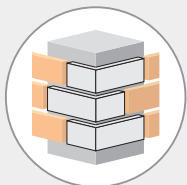
**Specifications are indicative, buyers are requested to undertake tests in accredited laboratories to verify suitability of bricks for particular application.*

***Individual bricks may vary dimensionally this is natural characteristic of fired clay products and is catered for in relevant Indian Standard.*

****Dimensions are subject to change without prior notice, before ordering/designing buyers are encouraged to inquire about prevailing sizes and quantities available.*

CT1 Intense

CROWN RED ORANGE



L 225 H 65 T 20 MM

Corner Consumption:

Per Running
Sq. Ft. - 5 pcs.

***Specifications:**

Weight: 0.8 Kg
Water absorption: < 14%

Coverage per sq.ft. (10mm joint):

1 sq. ft. - 5.5 pcs.
1 m2 - 60 pcs.

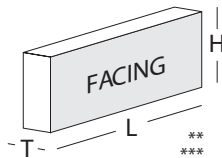
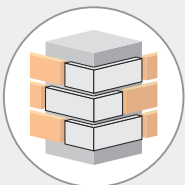

**Specifications are indicative, buyers are requested to undertake tests in accredited laboratories to verify suitability of bricks for particular application.*

***Individual bricks may vary dimensionally this is natural characteristic of fired clay products and is catered for in relevant Indian Standard.*

****Dimensions are subject to change without prior notice, before ordering/designing buyers are encouraged to inquire about prevailing sizes and quantities available.*

CT2

ROYAL DUTCH



L 225 H 42 T 23 MM

Corner Consumption:

Per Running
Sq. Ft. - 5 pcs.

***Specifications:**

Weight: 0.8 Kg
Water absorption: < 14%

Coverage per sq.ft. (10mm joint):

1 sq. ft. - 8 pcs.
1 m2 - 82 pcs.

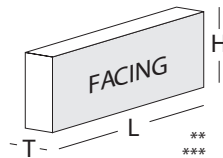
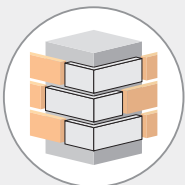
**Specifications are indicative, buyers are requested to undertake tests in accredited laboratories to verify suitability of bricks for particular application.*

***Individual bricks may vary dimensionally this is natural characteristic of fired clay products and is catered for in relevant Indian Standard.*

****Dimensions are subject to change without prior notice, before ordering/designing buyers are encouraged to inquire about prevailing sizes and quantities available.*

CT3

BRAMPTON BROWN MULTI



L 215 H 65 T 23 MM

Corner Consumption:

Per Running
Sq. Ft. - 5 pcs.

***Specifications:**

Weight: 0.8 Kg
Water absorption: < 14%

Coverage per sq.ft. (10mm joint):

1 sq. ft. - 5.5 pcs.
1 m2 - 60 pcs.

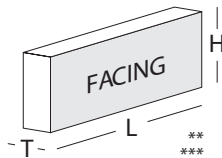
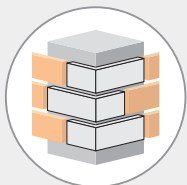
**Specifications are indicative, buyers are requested to undertake tests in accredited laboratories to verify suitability of bricks for particular application.*

***Individual bricks may vary dimensionally this is natural characteristic of fired clay products and is catered for in relevant Indian Standard.*

****Dimensions are subject to change without prior notice, before ordering/designing buyers are encouraged to inquire about prevailing sizes and quantities available.*

CT4

GRAPHITE MULTI



L 215 H 65 T 23 MM

Corner Consumption:

Per Running
Sq. Ft. - 5 pcs.

***Specifications:**

Weight: 0.8 Kg
Water absorption: < 14%

Coverage per sq.ft. (10mm joint):

1 sq. ft. - 5.5 pcs.
1 m2 - 60 pcs.

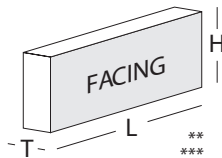
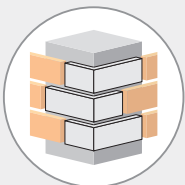
**Specifications are indicative, buyers are requested to undertake tests in accredited laboratories to verify suitability of bricks for particular application.*

***Individual bricks may vary dimensionally this is natural characteristic of fired clay products and is catered for in relevant Indian Standard.*

****Dimensions are subject to change without prior notice, before ordering/designing buyers are encouraged to inquire about prevailing sizes and quantities available.*

CT5

MADISON MULTI



L 225 H 65 T 23 MM

Corner Consumption:

Per Running
Sq. Ft. - 5 pcs.

***Specifications:**

Weight: 0.8 Kg
Water absorption: < 14%

Coverage per sq.ft. (10mm joint):

1 sq. ft. - 5.5 pcs.
1 m2 - 60 pcs.

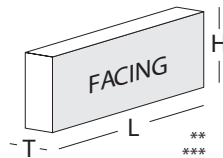
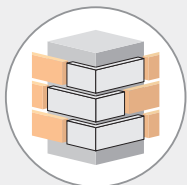
**Specifications are indicative, buyers are requested to undertake tests in accredited laboratories to verify suitability of bricks for particular application.*

***Individual bricks may vary dimensionally this is natural characteristic of fired clay products and is catered for in relevant Indian Standard.*

****Dimensions are subject to change without prior notice, before ordering/designing buyers are encouraged to inquire about prevailing sizes and quantities available.*

CT6

VINCENT YELLOW MULTI



L 225 H 65 T 23 MM

Corner Consumption:

Per Running
Sq. Ft. - 5 pcs.

***Specifications:**

Weight: 0.8 Kg
Water absorption: < 14%

Coverage per sq.ft. (10mm joint):

1 sq. ft. - 5.5 pcs.
1 m2 - 60 pcs.

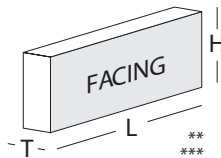
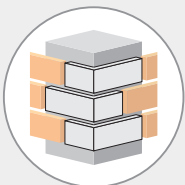

**Specifications are indicative, buyers are requested to undertake tests in accredited laboratories to verify suitability of bricks for particular application.*

***Individual bricks may vary dimensionally this is natural characteristic of fired clay products and is catered for in relevant Indian Standard.*

****Dimensions are subject to change without prior notice, before ordering/designing buyers are encouraged to inquire about prevailing sizes and quantities available.*

CT7

CALGARY PINK



L 228 H 68 T 23 MM

Corner Consumption:

Per Running
Sq. Ft. - 5 pcs.

***Specifications:**

Weight: 0.8 Kg
Water absorption: < 14%

Coverage per sq.ft. (10mm joint):

1 sq. ft. - 5.5 pcs.
1 m2 - 60 pcs.

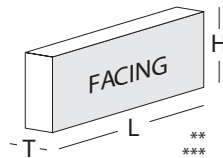
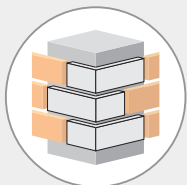
**Specifications are indicative, buyers are requested to undertake tests in accredited laboratories to verify suitability of bricks for particular application.*

***Individual bricks may vary dimensionally this is natural characteristic of fired clay products and is catered for in relevant Indian Standard.*

****Dimensions are subject to change without prior notice, before ordering/designing buyers are encouraged to inquire about prevailing sizes and quantities available.*

CT8

IRONBRIDGE MULTI



L 215 H 65 T 23 MM

Corner Consumption:

Per Running
Sq. Ft. - 5 pcs.

***Specifications:**

Weight: 0.8 Kg
Water absorption: < 14%

Coverage per sq.ft. (10mm joint):

1 sq. ft. - 5.5 pcs.
1 m2 - 60 pcs.

**Specifications are indicative, buyers are requested to undertake tests in accredited laboratories to verify suitability of bricks for particular application.*

***Individual bricks may vary dimensionally this is natural characteristic of fired clay products and is catered for in relevant Indian Standard.*

****Dimensions are subject to change without prior notice, before ordering/designing buyers are encouraged to inquire about prevailing sizes and quantities available.*

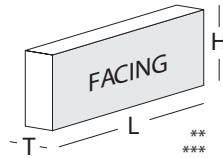
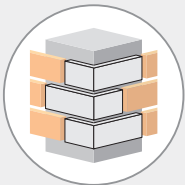
Cladding
Traditional

THE
BRICK
STORE



CT12

WARSAW OLDE



L 215 H 65 T 23 MM

Corner Consumption:

Per Running
Sq. Ft. - 5 pcs.

***Specifications:**

Weight: 0.8 Kg
Water absorption: < 14%

Coverage per sq.ft. (10mm joint):

1 sq. ft. - 5.5 pcs.
1 m2 - 60 pcs.

*Specifications are indicative, buyers are requested to undertake tests in accredited laboratories to verify suitability of bricks for particular application.
**Individual bricks may vary dimensionally this is natural characteristic of fired clay products and is catered for in relevant Indian Standard.
***Dimensions are subject to change without prior notice, before ordering/designing buyers are encouraged to inquire about prevailing sizes and quantities available.

LR

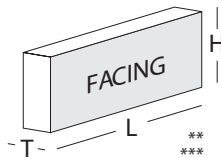
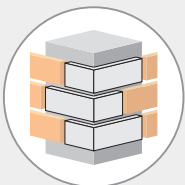
Cladding
Traditional

THE
BRICK
STORE



CT13

SAPHIRE PINK



L 220 H 65 T 23 MM

Corner Consumption:

Per Running
Sq. Ft. - 5 pcs.

***Specifications:**

Weight: 0.8 Kg
Water absorption: < 14%

Coverage per sq.ft. (10mm joint):

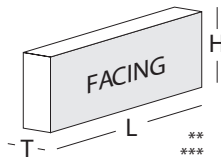
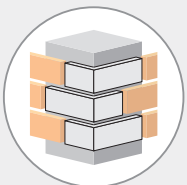
1 sq. ft. - 5.5 pcs.
1 m2 - 60 pcs.

*Specifications are indicative, buyers are requested to undertake tests in accredited laboratories to verify suitability of bricks for particular application.
**Individual bricks may vary dimensionally this is natural characteristic of fired clay products and is catered for in relevant Indian Standard.
***Dimensions are subject to change without prior notice, before ordering/designing buyers are encouraged to inquire about prevailing sizes and quantities available.

LR

CT14

VINCENT YELLOW OLDE



L 215 H 65 T 23 MM

Corner Consumption:

Per Running
Sq. Ft. - 5 pcs.

***Specifications:**

Weight: 0.8 Kg
Water absorption: < 14%

Coverage per sq.ft. (10mm joint):

1 sq. ft. - 5.5 pcs.
1 m2 - 60 pcs.

**Specifications are indicative, buyers are requested to undertake tests in accredited laboratories to verify suitability of bricks for particular application.*

***Individual bricks may vary dimensionally this is natural characteristic of fired clay products and is catered for in relevant Indian Standard.*

****Dimensions are subject to change without prior notice, before ordering/designing buyers are encouraged to inquire about prevailing sizes and quantities available.*

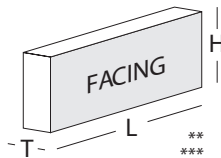
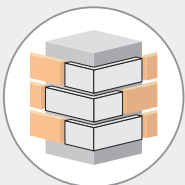
Cladding
Traditional

THE
BRICK
STORE



CT16

FEDERATION MULTI



L 228 H 68 T 23 MM

Corner Consumption:

Per Running
Sq. Ft. - 5 pcs.

***Specifications:**

Weight: 0.8 Kg
Water absorption: < 14%

Coverage per sq.ft. (10mm joint):

1 sq. ft. - 5.5 pcs.
1 m2 - 60 pcs.

**Specifications are indicative, buyers are requested to undertake tests in accredited laboratories to verify suitability of bricks for particular application.*

***Individual bricks may vary dimensionally this is natural characteristic of fired clay products and is catered for in relevant Indian Standard.*

****Dimensions are subject to change without prior notice, before ordering/designing buyers are encouraged to inquire about prevailing sizes and quantities available.*

LR

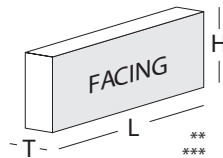
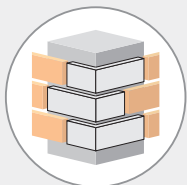
Cladding
Traditional

THE
BRICK
STORE



CT19

ISTANBUL BLEND



L 215 H 65 T 23 MM

Corner Consumption:

Per Running
Sq. Ft. - 5 pcs.

***Specifications:**

Weight: 0.8 Kg
Water absorption: < 14%

Coverage per sq.ft. (10mm joint):

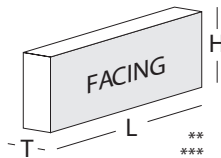
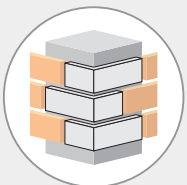
1 sq. ft. - 5.5 pcs.
1 m2 - 60 pcs.

*Specifications are indicative, buyers are requested to undertake tests in accredited laboratories to verify suitability of bricks for particular application.
**Individual bricks may vary dimensionally this is natural characteristic of fired clay products and is catered for in relevant Indian Standard.
***Dimensions are subject to change without prior notice, before ordering/designing buyers are encouraged to inquire about prevailing sizes and quantities available.

LR

CT20

MIDNIGHT MULTI



L 215 H 65 T 23 MM

Corner Consumption:

Per Running
Sq. Ft. - 5 pcs.

***Specifications:**

Weight: 0.8 Kg
Water absorption: < 14%

Coverage per sq.ft. (10mm joint):

1 sq. ft. - 5.5 pcs.
1 m2 - 60 pcs.

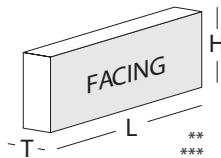
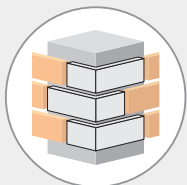
**Specifications are indicative, buyers are requested to undertake tests in accredited laboratories to verify suitability of bricks for particular application.*

***Individual bricks may vary dimensionally this is natural characteristic of fired clay products and is catered for in relevant Indian Standard.*

****Dimensions are subject to change without prior notice, before ordering/designing buyers are encouraged to inquire about prevailing sizes and quantities available.*

CT21

OCHRE CLAMP



L 225 H 65 T 20 MM

Corner Consumption:

Per Running
Sq. Ft. - 5 pcs.

***Specifications:**

Weight: 0.8 Kg
Water absorption: < 14%

Coverage per sq.ft. (10mm joint):

1 sq. ft. - 5.5 pcs.
1 m2 - 60 pcs.

**Specifications are indicative, buyers are requested to undertake tests in accredited laboratories to verify suitability of bricks for particular application.*

***Individual bricks may vary dimensionally this is natural characteristic of fired clay products and is catered for in relevant Indian Standard.*

****Dimensions are subject to change without prior notice, before ordering/designing buyers are encouraged to inquire about prevailing sizes and quantities available.*

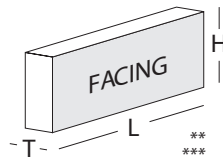
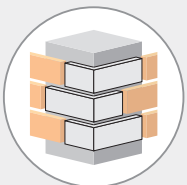
Cladding
Traditional

THE
BRICK
STORE



CT22

OCHRE RED



L 215 H 65 T 23 MM

Corner Consumption:

Per Running
Sq. Ft. - 5 pcs.

***Specifications:**

Weight: 0.8 Kg
Water absorption: < 14%

Coverage per sq.ft. (10mm joint):

1 sq. ft. - 5.5 pcs.
1 m2 - 60 pcs.

**Specifications are indicative, buyers are requested to undertake tests in accredited laboratories to verify suitability of bricks for particular application.*

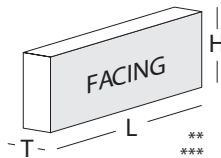
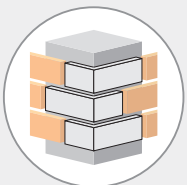
***Individual bricks may vary dimensionally this is natural characteristic of fired clay products and is catered for in relevant Indian Standard.*

****Dimensions are subject to change without prior notice, before ordering/designing buyers are encouraged to inquire about prevailing sizes and quantities available.*

LR

CT23

BROSELEY DARK



L 215 H 65 T 23 MM

Corner Consumption:

Per Running
Sq. Ft. - 5 pcs.

***Specifications:**

Weight: 0.8 Kg
Water absorption: < 14%

Coverage per sq.ft. (10mm joint):

1 sq. ft. - 5.5 pcs.
1 m2 - 60 pcs.

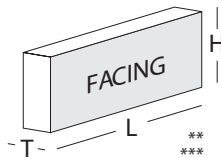
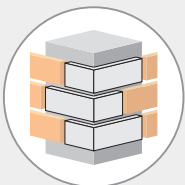
**Specifications are indicative, buyers are requested to undertake tests in accredited laboratories to verify suitability of bricks for particular application.*

***Individual bricks may vary dimensionally this is natural characteristic of fired clay products and is catered for in relevant Indian Standard.*

****Dimensions are subject to change without prior notice, before ordering/designing buyers are encouraged to inquire about prevailing sizes and quantities available.*

CT24

PHOENIX OLDE



L 215 H 65 T 23 MM

Corner Consumption:

Per Running
Sq. Ft. - 5 pcs.

***Specifications:**

Weight: 0.8 Kg
Water absorption: < 14%

Coverage per sq.ft. (10mm joint):

1 sq. ft. - 5.5 pcs.
1 m2 - 60 pcs.

**Specifications are indicative, buyers are requested to undertake tests in accredited laboratories to verify suitability of bricks for particular application.*

***Individual bricks may vary dimensionally this is natural characteristic of fired clay products and is catered for in relevant Indian Standard.*

****Dimensions are subject to change without prior notice, before ordering/designing buyers are encouraged to inquire about prevailing sizes and quantities available.*

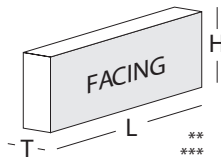
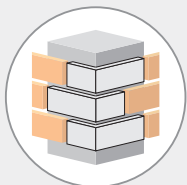
Cladding
Traditional

THE
BRICK
STORE



CT25

EDINBURGH RED OLDE



L 215 H 65 T 23 MM

Corner Consumption:

Per Running
Sq. Ft. - 5 pcs.

***Specifications:**

Weight: 0.8 Kg
Water absorption: < 14%

Coverage per sq.ft. (10mm joint):

1 sq. ft. - 5.5 pcs.
1 m2 - 60 pcs.

**Specifications are indicative, buyers are requested to undertake tests in accredited laboratories to verify suitability of bricks for particular application.*

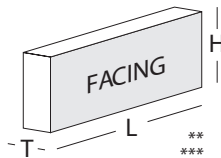
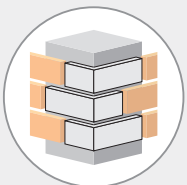
***Individual bricks may vary dimensionally this is natural characteristic of fired clay products and is catered for in relevant Indian Standard.*

****Dimensions are subject to change without prior notice, before ordering/designing buyers are encouraged to inquire about prevailing sizes and quantities available.*

LR

CT26

WHARTON OLDE



L 215 H 65 T 23 MM

Corner Consumption:

Per Running
Sq. Ft. - 5 pcs.

***Specifications:**

Weight: 0.8 Kg
Water absorption: < 14%

Coverage per sq.ft. (10mm joint):

1 sq. ft. - 5.5 pcs.
1 m2 - 60 pcs.

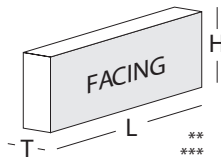
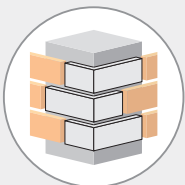
**Specifications are indicative, buyers are requested to undertake tests in accredited laboratories to verify suitability of bricks for particular application.*

***Individual bricks may vary dimensionally this is natural characteristic of fired clay products and is catered for in relevant Indian Standard.*

****Dimensions are subject to change without prior notice, before ordering/designing buyers are encouraged to inquire about prevailing sizes and quantities available.*

CT28

FARMHOUSE RED



L 215 H 65 T 23 MM

Corner Consumption:

Per Running
Sq. Ft. - 5 pcs.

***Specifications:**

Weight: 0.8 Kg
Water absorption: < 14%

Coverage per sq.ft. (10mm joint):

1 sq. ft. - 5.5 pcs.
1 m2 - 60 pcs.

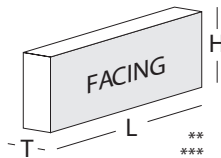
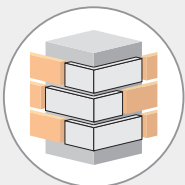
**Specifications are indicative, buyers are requested to undertake tests in accredited laboratories to verify suitability of bricks for particular application.*

***Individual bricks may vary dimensionally this is natural characteristic of fired clay products and is catered for in relevant Indian Standard.*

****Dimensions are subject to change without prior notice, before ordering/designing buyers are encouraged to inquire about prevailing sizes and quantities available.*

CT29

FEDERATION RED



L 215 H 65 T 23 MM

Corner Consumption:

Per Running
Sq. Ft. - 5 pcs.

***Specifications:**

Weight: 0.8 Kg
Water absorption: < 14%

Coverage per sq.ft. (10mm joint):

1 sq. ft. - 5.5 pcs.
1 m2 - 60 pcs.

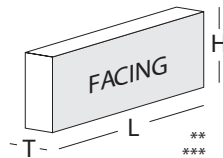
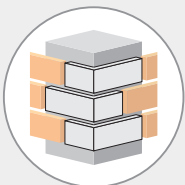
**Specifications are indicative, buyers are requested to undertake tests in accredited laboratories to verify suitability of bricks for particular application.*

***Individual bricks may vary dimensionally this is natural characteristic of fired clay products and is catered for in relevant Indian Standard.*

****Dimensions are subject to change without prior notice, before ordering/designing buyers are encouraged to inquire about prevailing sizes and quantities available.*

CT30

WAREHOUSE BLEND



L 215 H 65 T 23 MM

Corner Consumption:

Per Running
Sq. Ft. - 5 pcs.

***Specifications:**

Weight: 0.8 Kg
Water absorption: < 14%

Coverage per sq.ft. (10mm joint):

1 sq. ft. - 5.5 pcs.
1 m2 - 60 pcs.

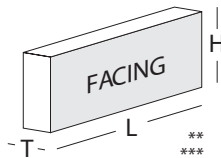
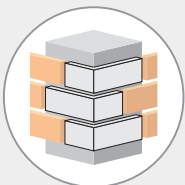
**Specifications are indicative, buyers are requested to undertake tests in accredited laboratories to verify suitability of bricks for particular application.*

***Individual bricks may vary dimensionally this is natural characteristic of fired clay products and is catered for in relevant Indian Standard.*

****Dimensions are subject to change without prior notice, before ordering/designing buyers are encouraged to inquire about prevailing sizes and quantities available.*

CT31

BURNTWOOD RED



L 225 H 66 T 25 MM

Corner Consumption:

Per Running
Sq. Ft. - 5 pcs.

***Specifications:**

Weight: 0.8 Kg
Water absorption: < 14%

Coverage per sq.ft. (10mm joint):

1 sq. ft. - 5.2 pcs.
1 m2 - 56 pcs.

**Specifications are indicative, buyers are requested to undertake tests in accredited laboratories to verify suitability of bricks for particular application.*

***Individual bricks may vary dimensionally this is natural characteristic of fired clay products and is catered for in relevant Indian Standard.*

****Dimensions are subject to change without prior notice, before ordering/designing buyers are encouraged to inquire about prevailing sizes and quantities available.*

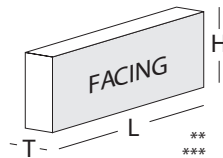
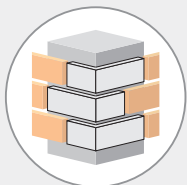
Cladding
Traditional

THE
BRICK
STORE



CT32

STAFFORD BLUE GREY



L 230 H 68 T 23 MM

Corner Consumption:

Per Running
Sq. Ft. - 5 pcs.

***Specifications:**

Weight: 0.8 Kg
Water absorption: < 14%

Coverage per sq.ft. (10mm joint):

1 sq. ft. - 5.5 pcs.
1 m2 - 60 pcs.

**Specifications are indicative, buyers are requested to undertake tests in accredited laboratories to verify suitability of bricks for particular application.*

***Individual bricks may vary dimensionally this is natural characteristic of fired clay products and is catered for in relevant Indian Standard.*

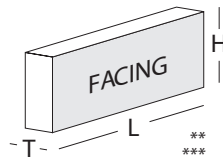
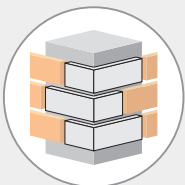
****Dimensions are subject to change without prior notice, before ordering/designing buyers are encouraged to inquire about prevailing sizes and quantities available.*

LR

Cladding
Traditional

CT33

CASTLE BLACK



L 215 H 65 T 23 MM

Corner Consumption:

Per Running
Sq. Ft. - 5 pcs.

***Specifications:**

Weight: 0.8 Kg
Water absorption: < 14%

Coverage per sq.ft. (10mm joint):

1 sq. ft. - 5.5 pcs.
1 m2 - 60 pcs.

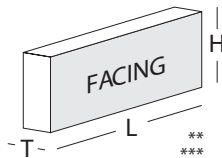
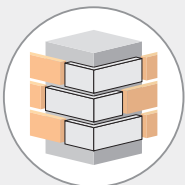
**Specifications are indicative, buyers are requested to undertake tests in accredited laboratories to verify suitability of bricks for particular application.*

***Individual bricks may vary dimensionally this is natural characteristic of fired clay products and is catered for in relevant Indian Standard.*

****Dimensions are subject to change without prior notice, before ordering/designing buyers are encouraged to inquire about prevailing sizes and quantities available.*

CT34

VINCENT YELLOW OLDE



L 215 H 65 T 23 MM

Corner Consumption:

Per Running
Sq. Ft. - 5 pcs.

***Specifications:**

Weight: 0.8 Kg
Water absorption: < 14%

Coverage per sq.ft. (10mm joint):

1 sq. ft. - 5.5 pcs.
1 m2 - 60 pcs.

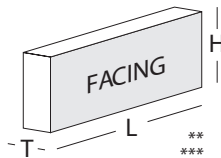
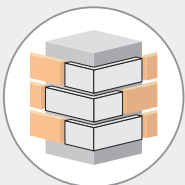
**Specifications are indicative, buyers are requested to undertake tests in accredited laboratories to verify suitability of bricks for particular application.*

***Individual bricks may vary dimensionally this is natural characteristic of fired clay products and is catered for in relevant Indian Standard.*

****Dimensions are subject to change without prior notice, before ordering/designing buyers are encouraged to inquire about prevailing sizes and quantities available.*

CT36

ROYAL DUTCH MULTI



L 225 H 42 T 23 MM

Corner Consumption:

Per Running
Sq. Ft. - 5 pcs.

***Specifications:**

Weight: 0.8 Kg
Water absorption: < 14%

Coverage per sq.ft. (10mm joint):

1 sq. ft. - 8 pcs.
1 m2 - 82 pcs.

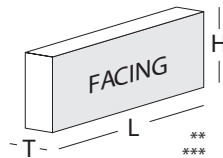
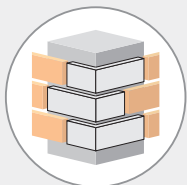
**Specifications are indicative, buyers are requested to undertake tests in accredited laboratories to verify suitability of bricks for particular application.*

***Individual bricks may vary dimensionally this is natural characteristic of fired clay products and is catered for in relevant Indian Standard.*

****Dimensions are subject to change without prior notice, before ordering/designing buyers are encouraged to inquire about prevailing sizes and quantities available.*

CT37

ZURICH RED



L 215 H 65 T 26 MM

Corner Consumption:

Per Running
Sq. Ft. - 5 pcs.

***Specifications:**

Weight: 0.8 Kg
Water absorption: < 14%

Coverage per sq.ft. (10mm joint):

1 sq. ft. - 5.5 pcs.
1 m2 - 60 pcs.

**Specifications are indicative, buyers are requested to undertake tests in accredited laboratories to verify suitability of bricks for particular application.*

***Individual bricks may vary dimensionally this is natural characteristic of fired clay products and is catered for in relevant Indian Standard.*

****Dimensions are subject to change without prior notice, before ordering/designing buyers are encouraged to inquire about prevailing sizes and quantities available.*

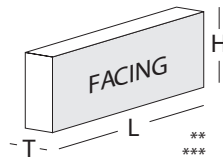
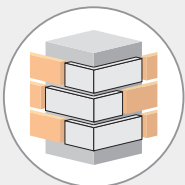
Cladding
Traditional

THE
BRICK
STORE



CT39

KENT PINK



L 215 H 65 T 23 MM

Corner Consumption:

Per Running
Sq. Ft. - 5 pcs.

***Specifications:**

Weight: 0.8 Kg
Water absorption: < 14%

Coverage per sq.ft. (10mm joint):

1 sq. ft. - 5.5 pcs.
1 m2 - 60 pcs.

**Specifications are indicative, buyers are requested to undertake tests in accredited laboratories to verify suitability of bricks for particular application.*

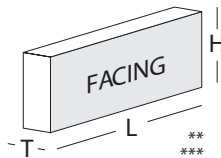
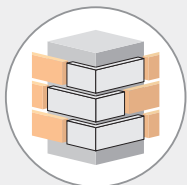
***Individual bricks may vary dimensionally this is natural characteristic of fired clay products and is catered for in relevant Indian Standard.*

****Dimensions are subject to change without prior notice, before ordering/designing buyers are encouraged to inquire about prevailing sizes and quantities available.*

LR

CT40

BARNHOUSE MULTI



L 215 H 65 T 23 MM

Corner Consumption:

Per Running
Sq. Ft. - 5 pcs.

***Specifications:**

Weight: 0.8 Kg
Water absorption: < 14%

Coverage per sq.ft. (10mm joint):

1 sq. ft. - 5.5 pcs.
1 m2 - 60 pcs.

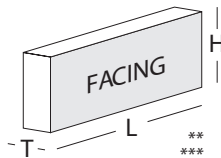
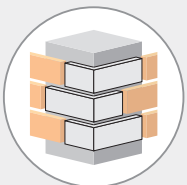

**Specifications are indicative, buyers are requested to undertake tests in accredited laboratories to verify suitability of bricks for particular application.*

***Individual bricks may vary dimensionally this is natural characteristic of fired clay products and is catered for in relevant Indian Standard.*

****Dimensions are subject to change without prior notice, before ordering/designing buyers are encouraged to inquire about prevailing sizes and quantities available.*

CT41

VALENCIA MULTI



L 215 H 65 T 23 MM

Corner Consumption:

Per Running
Sq. Ft. - 5 pcs.

***Specifications:**

Weight: 0.8 Kg
Water absorption: < 14%

Coverage per sq.ft. (10mm joint):

1 sq. ft. - 5.5 pcs.
1 m2 - 60 pcs.

**Specifications are indicative, buyers are requested to undertake tests in accredited laboratories to verify suitability of bricks for particular application.*

***Individual bricks may vary dimensionally this is natural characteristic of fired clay products and is catered for in relevant Indian Standard.*

****Dimensions are subject to change without prior notice, before ordering/designing buyers are encouraged to inquire about prevailing sizes and quantities available.*

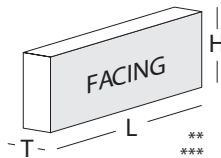
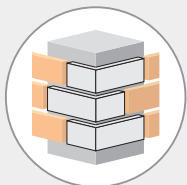
Cladding
Traditional

THE
BRICK
STORE



CT42

SYDNEY GREY



L 228 H 68 T 23 MM

Corner Consumption:

Per Running
Sq. Ft. - 5 pcs.

***Specifications:**

Weight: 0.8 Kg
Water absorption: < 14%

Coverage per sq.ft. (10mm joint):

1 sq. ft. - 5.5 pcs.
1 m2 - 60 pcs.

**Specifications are indicative, buyers are requested to undertake tests in accredited laboratories to verify suitability of bricks for particular application.*

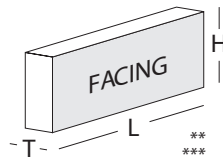
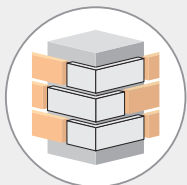
***Individual bricks may vary dimensionally this is natural characteristic of fired clay products and is catered for in relevant Indian Standard.*

****Dimensions are subject to change without prior notice, before ordering/designing buyers are encouraged to inquire about prevailing sizes and quantities available.*

LR

CT43

AMALFI WHITE



L 228 H 68 T 23 MM

Corner Consumption:

Per Running
Sq. Ft. - 5 pcs.

***Specifications:**

Weight: 0.8 Kg
Water absorption: < 14%

Coverage per sq.ft. (10mm joint):

1 sq. ft. - 5.5 pcs.
1 m2 - 60 pcs.

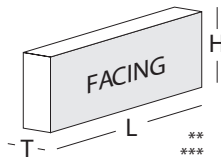
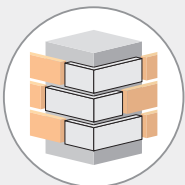
**Specifications are indicative, buyers are requested to undertake tests in accredited laboratories to verify suitability of bricks for particular application.*

***Individual bricks may vary dimensionally this is natural characteristic of fired clay products and is catered for in relevant Indian Standard.*

****Dimensions are subject to change without prior notice, before ordering/designing buyers are encouraged to inquire about prevailing sizes and quantities available.*

CT44

COPENHAGEN RED



L 225 H 42 T 23 MM

Corner Consumption:

Per Running
Sq. Ft. - 5 pcs.

***Specifications:**

Weight: 0.8 Kg
Water absorption: < 14%

Coverage per sq.ft. (10mm joint):

1 sq. ft. - 8 pcs.
1 m2 - 82 pcs.

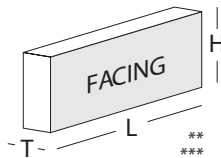
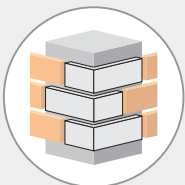

**Specifications are indicative, buyers are requested to undertake tests in accredited laboratories to verify suitability of bricks for particular application.*

***Individual bricks may vary dimensionally this is natural characteristic of fired clay products and is catered for in relevant Indian Standard.*

****Dimensions are subject to change without prior notice, before ordering/designing buyers are encouraged to inquire about prevailing sizes and quantities available.*

CT46

LHASA WHITE



L 228 H 68 T 23 MM

Corner Consumption:

Per Running
Sq. Ft. - 5 pcs.

***Specifications:**

Weight: 0.8 Kg
Water absorption: < 14%

Coverage per sq.ft. (10mm joint):

1 sq. ft. - 5.5 pcs.
1 m2 - 60 pcs.

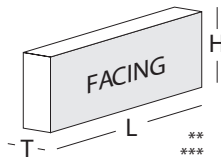
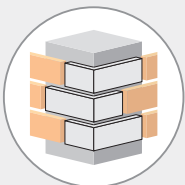
**Specifications are indicative, buyers are requested to undertake tests in accredited laboratories to verify suitability of bricks for particular application.*

***Individual bricks may vary dimensionally this is natural characteristic of fired clay products and is catered for in relevant Indian Standard.*

****Dimensions are subject to change without prior notice, before ordering/designing buyers are encouraged to inquire about prevailing sizes and quantities available.*

CT49

ROYAL VERMILION



L 215 H 65 T 23 MM

Corner Consumption:

Per Running
Sq. Ft. - 5 pcs.

***Specifications:**

Weight: 0.8 Kg
Water absorption: < 14%

Coverage per sq.ft. (10mm joint):

1 sq. ft. - 5.5 pcs.
1 m2 - 60 pcs.

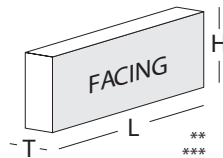
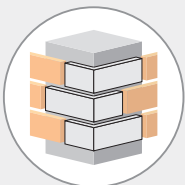
**Specifications are indicative, buyers are requested to undertake tests in accredited laboratories to verify suitability of bricks for particular application.*

***Individual bricks may vary dimensionally this is natural characteristic of fired clay products and is catered for in relevant Indian Standard.*

****Dimensions are subject to change without prior notice, before ordering/designing buyers are encouraged to inquire about prevailing sizes and quantities available.*

CT50

DUSTY ROSE CASTLE



L 228 H 68 T 23 MM

Corner Consumption:

Per Running
Sq. Ft. - 5 pcs.

***Specifications:**

Weight: 0.8 Kg
Water absorption: < 14%

Coverage per sq.ft. (10mm joint):

1 sq. ft. - 5.5 pcs.
1 m2 - 60 pcs.

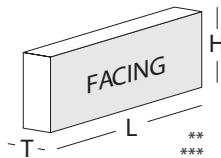
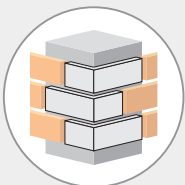
**Specifications are indicative, buyers are requested to undertake tests in accredited laboratories to verify suitability of bricks for particular application.*

***Individual bricks may vary dimensionally this is natural characteristic of fired clay products and is catered for in relevant Indian Standard.*

****Dimensions are subject to change without prior notice, before ordering/designing buyers are encouraged to inquire about prevailing sizes and quantities available.*

CT51

OLD LANEWAY



L 215 H 65 T 23 MM

Corner Consumption:

Per Running
Sq. Ft. - 5 pcs.

***Specifications:**

Weight: 0.8 Kg
Water absorption: < 14%

Coverage per sq.ft. (10mm joint):

1 sq. ft. - 5.5 pcs.
1 m2 - 60 pcs.

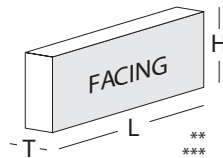
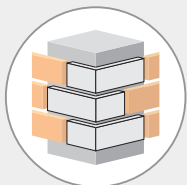
**Specifications are indicative, buyers are requested to undertake tests in accredited laboratories to verify suitability of bricks for particular application.*

***Individual bricks may vary dimensionally this is natural characteristic of fired clay products and is catered for in relevant Indian Standard.*

****Dimensions are subject to change without prior notice, before ordering/designing buyers are encouraged to inquire about prevailing sizes and quantities available.*

CT52

DUTCH DRIFTWOOD



L 224 H 42 T 23 MM

Corner Consumption:

Per Running
Sq. Ft. - 5 pcs.

***Specifications:**

Weight: 0.8 Kg
Water absorption: < 14%

Coverage per sq.ft. (10mm joint):

1 sq. ft. - 8 pcs.
1 m2 - 83 pcs.

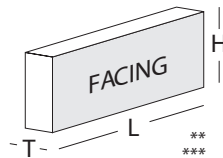
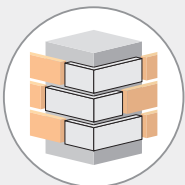
**Specifications are indicative, buyers are requested to undertake tests in accredited laboratories to verify suitability of bricks for particular application.*

***Individual bricks may vary dimensionally this is natural characteristic of fired clay products and is catered for in relevant Indian Standard.*

****Dimensions are subject to change without prior notice, before ordering/designing buyers are encouraged to inquire about prevailing sizes and quantities available.*

CT53

OLD ROSSATO



L 215 H 65 T 23 MM

Corner Consumption:

Per Running
Sq. Ft. - 5 pcs.

***Specifications:**

Weight: 0.8 Kg
Water absorption: < 14%

Coverage per sq.ft. (10mm joint):

1 sq. ft. - 5.5 pcs.
1 m2 - 60 pcs.

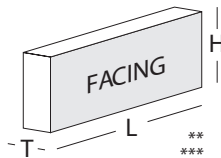
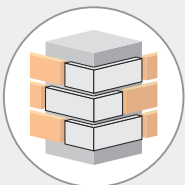
**Specifications are indicative, buyers are requested to undertake tests in accredited laboratories to verify suitability of bricks for particular application.*

***Individual bricks may vary dimensionally this is natural characteristic of fired clay products and is catered for in relevant Indian Standard.*

****Dimensions are subject to change without prior notice, before ordering/designing buyers are encouraged to inquire about prevailing sizes and quantities available.*

CT54

OAKLAND DARK FOREST



L 215 H 65 T 23 MM

Corner Consumption:

Per Running
Sq. Ft. - 5 pcs.

***Specifications:**

Weight: 0.8 Kg
Water absorption: < 14%

Coverage per sq.ft. (10mm joint):

1 sq. ft. - 5.5 pcs.
1 m2 - 60 pcs.

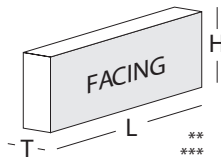
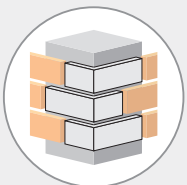
**Specifications are indicative, buyers are requested to undertake tests in accredited laboratories to verify suitability of bricks for particular application.*

***Individual bricks may vary dimensionally this is natural characteristic of fired clay products and is catered for in relevant Indian Standard.*

****Dimensions are subject to change without prior notice, before ordering/designing buyers are encouraged to inquire about prevailing sizes and quantities available.*

CT57

CHARLESTON CHESTNUT



L 228 H 65 T 23 MM

Corner Consumption:

Per Running
Sq. Ft. - 5 pcs.

***Specifications:**

Weight: 0.8 Kg
Water absorption: < 14%

Coverage per sq.ft. (10mm joint):

1 sq. ft. - 6.5 pcs.
1 m2 - 70 pcs.

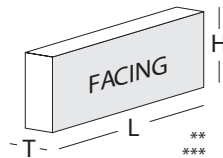
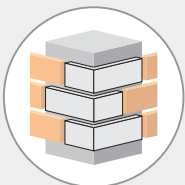
**Specifications are indicative, buyers are requested to undertake tests in accredited laboratories to verify suitability of bricks for particular application.*

***Individual bricks may vary dimensionally this is natural characteristic of fired clay products and is catered for in relevant Indian Standard.*

****Dimensions are subject to change without prior notice, before ordering/designing buyers are encouraged to inquire about prevailing sizes and quantities available.*

CT59

WARM VANILLA



L 215 H 65 T 23 MM

Corner Consumption:

Per Running
Sq. Ft. - 5 pcs.

***Specifications:**

Weight: 0.8 Kg
Water absorption: < 14%

Coverage per sq.ft. (10mm joint):

1 sq. ft. - 5.5 pcs.
1 m2 - 60 pcs.

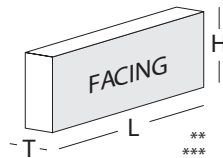
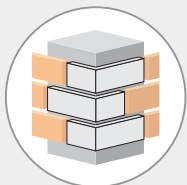
**Specifications are indicative, buyers are requested to undertake tests in accredited laboratories to verify suitability of bricks for particular application.*

***Individual bricks may vary dimensionally this is natural characteristic of fired clay products and is catered for in relevant Indian Standard.*

****Dimensions are subject to change without prior notice, before ordering/designing buyers are encouraged to inquire about prevailing sizes and quantities available.*

CT61

SUBURBIAN OAKLEAF



L 228 H 68 T 23 MM

Corner Consumption:

Per Running
Sq. Ft. - 5 pcs.

***Specifications:**

Weight: 0.8 Kg
Water absorption: < 14%

Coverage per sq.ft. (10mm joint):

1 sq. ft. - 5 pcs.
1 m2 - 55 pcs.

**Specifications are indicative, buyers are requested to undertake tests in accredited laboratories to verify suitability of bricks for particular application.*

***Individual bricks may vary dimensionally this is natural characteristic of fired clay products and is catered for in relevant Indian Standard.*

****Dimensions are subject to change without prior notice, before ordering/designing buyers are encouraged to inquire about prevailing sizes and quantities available.*

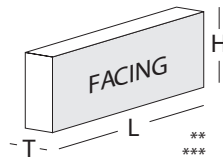
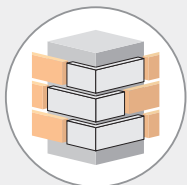
Cladding
Traditional

THE
BRICK
STORE



CT62

BAVARIAN BLEND



L 220 H 65 T 23 MM

Corner Consumption:

Per Running
Sq. Ft. - 5 pcs.

***Specifications:**

Weight: 0.8 Kg
Water absorption: < 14%

Coverage per sq.ft. (10mm joint):

1 sq. ft. - 5.5 pcs.
1 m2 - 60 pcs.

**Specifications are indicative, buyers are requested to undertake tests in accredited laboratories to verify suitability of bricks for particular application.*

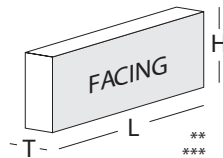
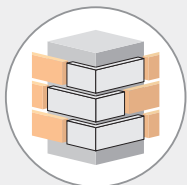
***Individual bricks may vary dimensionally this is natural characteristic of fired clay products and is catered for in relevant Indian Standard.*

****Dimensions are subject to change without prior notice, before ordering/designing buyers are encouraged to inquire about prevailing sizes and quantities available.*

LR

CT63

ROYAL DUTCH RUMBLED



L 225 H 42 T 23 MM

Corner Consumption:

Per Running
Sq. Ft. - 5 pcs.

***Specifications:**

Weight: 0.8 Kg
Water absorption: < 14%

Coverage per sq.ft. (10mm joint):

1 sq. ft. - 8 pcs.
1 m2 - 82 pcs.

**Specifications are indicative, buyers are requested to undertake tests in accredited laboratories to verify suitability of bricks for particular application.*

***Individual bricks may vary dimensionally this is natural characteristic of fired clay products and is catered for in relevant Indian Standard.*

****Dimensions are subject to change without prior notice, before ordering/designing buyers are encouraged to inquire about prevailing sizes and quantities available.*

Follow thebrickstoreindia on



THE BRICK STORE

Ahmedabad | Bengaluru | Godhra | Hyderabad | Ludhiana | Pune | Rajkot | Vadodara

Upcoming Stores: Indore, Nashik, Surat & Delhi

LR LR Sood & Co

The Brick Store - Ludhiana

M/s Lekh Ram Sood & Co
Sahnewal-Dehlon Road
Near Khanpur Canal
Village Bhutta
Ludhiana - 141206
Punjab, India
Cell: +91 94170 31265
+91 70690 06103
Email: ldh@thebrickstore.in

Brick Factory:

Jay Jalaram Brick Works
Near Main RTO Office
Godhra - 389001
Gujarat, India
Cell: +91 75709 75709
+91 70690 06101
Email: sales@jjb.co.in

www.thebrickstore.in

quality is our way of life

